CAPACITIES (BY LOCATION)

BUILDING OR BAY	55 GALLON CONTAINERS	GALLONS
BREEZEWAY	176	9,680
BREEZEWAY CONVEYOR	80	4,400
BREEZEWAY TOTAL	256	14,080
TRUCK UNLOADING (east bay)	144 OR 1 TANKER, OR 1 TRAILER OR 1 ROLLOFF	7,920 OR 7,500
TRUCK UNLOADING (center bay)	72 OR 1 TANKER, OR 1 TRAILER OR 1 ROLLOFF	3,960 OR 7,500
TRUCK UNLOADING (west bay)	72 OR 1 TANKER, OR 1 TRAILER OR 1 ROLLOFF	3,960 OR 7,500
DRIVE THROUGH (corrosive)	1 TANKER, OR 1 TRAILER, OR 1 ROLLOFF OR 16 PALLET/TOTE STORAGE LOCATIONS	7,500
DRIVE THROUGH (roberoller)	12 AND (1 TANKER, OR 1 TRAILER OR 1 ROLLOFF)	7,500
DRUM PUMP STATION (e-duct)	4	220
DRUM PUMP STORAGE (e-duct)	12	660
BULK/SLUDGE PAD	144 OR 6 ROLLOFF BOXES	7,920 OR 23,760 IF BULK CONTAINERS
MAINTENANCE BAY PAD	12	660
CYLINDER FEED STATION	20	1,100
SHRED TOWER RACKS AND TOWER CONVEYOR	144 (120 VIA RACKS, 24 VIA CONVEYOR)	7,920

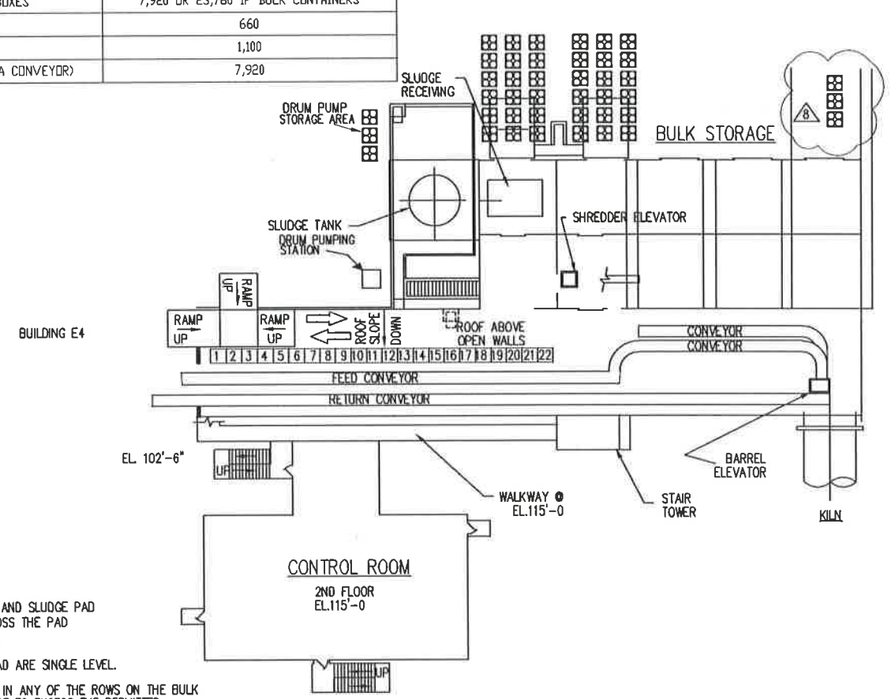

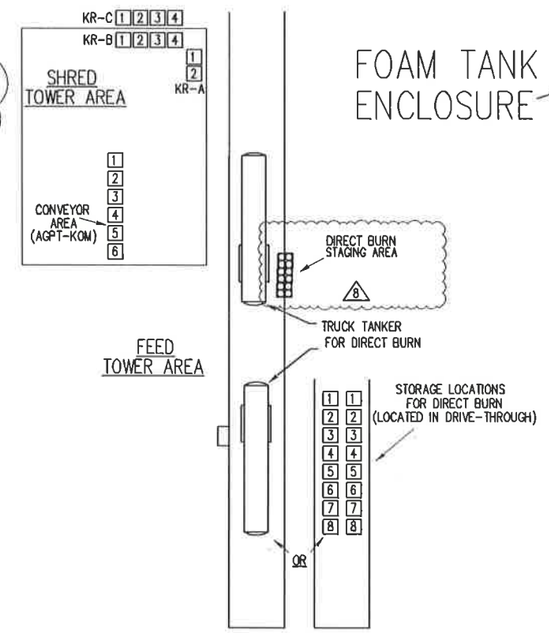

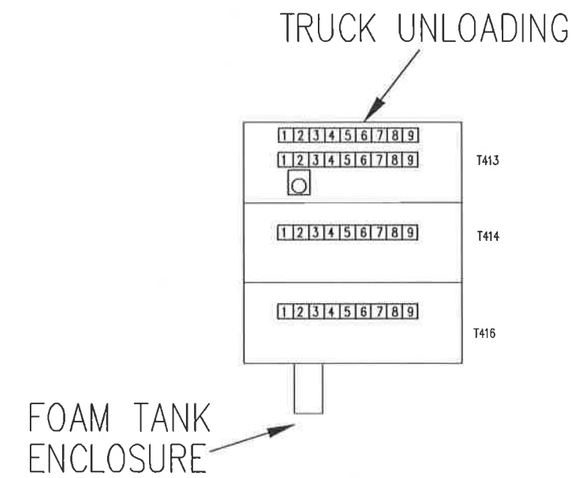

DESIGN CRITERIA:

1. 6" MINIMUM CURB AT EXTERIOR OPENINGS.
2. ALL CONVEYORS & DECANT STATIONS INSIDE CONTAINER PROCESSING BUILDING WILL BE FLOOR MOUNTED.
3. PALLETS ARE SHOWN FOR ILLUSTRATION ONLY.
4. EXITS PER U.B.C.
5. DIMENSIONS ARE NOMINAL INSIDE DIMENSIONS.
6. STORAGE ON BULK/SLUDGE PAD CAN BE TANKER, ROLLOFF BOX, OR DRUMS.
7. STORAGE IN TRUCKING UNLOADING CAN BE EITHER DRUMS OR BULK.
8. DRUM ROWS ON THE BULK SOLIDS AND SLUDGE PAD CAN BE MOVED SIDE TO SIDE ACROSS THE PAD TO ALLOW OFF LOADING INTO BINS.
9. BULK SOLIDS/SLUDGE AND SLAG PAD ARE SINGLE LEVEL.
10. BULK CONTAINERS MAY BE PLACED IN ANY OF THE ROWS ON THE BULK SOLIDS/SLUDGE AND SLAG PADS NOT TO EXCESS THE PERMITTED CAPACITY OF THE UNIT.
11. SHRED TOWER RACKS HAVE THREE (3) LEVELS OF STORAGE. CONVEYOR FOR SHRED TOWER PERMITTED FOR 24 DRUMS OF STORAGE
12. DRIVE THROUGH (CORROSIVE) HAVE 16 STORAGE LOCATIONS. THESE LOCATIONS ARE SINGLE STACKED.
13. DRIVE THROUGH (CORROSIVE) IS EXCLUSIVE WITH THE 16 PALLET/TOTE LOCATIONS (ONE OR THE OTHER).

REGISTERED PROFESSIONAL ENGINEER
No. 7207431-2202
JOHN WILLIAM CALDWELL
03/04/22
STATE OF UTAH

SCALE
0 5 10 15 20 40 60
(FEET)
1"=20'-0

REFERENCE DRAWINGS

DRAWING NO	TITLE

REVISIONS

NO	DESCRIPTION	DATE	BY	CHK		ENG MGR
1	RECOVERED AND ADDED STORAGE	09-25-06	JM			
2	RELOCATE E-DUCT, ADD LOCATIONS, UPDATE TABLE	07-28-20	KB	TH		KB
4	RMV NOTE 11, MODIFY STRG LOCATIONS TNO TABLE	02-22-21	KB	TH	MM	KB
5	RMV NOTE 11, MODIFY STRG LOCATIONS TNO TABLE	03-03-21	KB	TH	MM	KB
6	ADD NOTE 11, ADD SHRED TOWER AREA, UPDATE TBL	03-10-21	KB	TH	MM	KB

REVISIONS

NO	DESCRIPTION	DATE	BY	CHK		ENG MGR
7	UPDATED STRG LOCATIONS FOR SHRED TOWER AREA	03-31-21	KB	TH	MM	KB
8	ADD STRG LOCATIONS FOR DRIVE THRU (CORROSIVE)	07-27-21	KB	TH	SJ	KB
	ADD STRG LOC'S FOR DRUM PUMP STRG (e-duct)					
9	RELOCATE DIRECT BURN STORAGE AREA	2-25-22	KB	TH	SJ	KB

APPROVALS	BY	DATE
DRAWN	DOP	04-25-95
CHECKED		
ELEC		
MECH		
STRUCT		
PROJECT ENG		
ENGINEERING MGR		
AS BUILT		

REGISTERED PROFESSIONAL ENGINEER
DATE: _____

CleanHarbors
ARAGONITE LLC

TITLE
UTAH ENVIRONMENTAL SERVICE CENTER
INCINERATION PLANT FOR INDUSTRIAL WASTES
MATERIAL HANDLING AREA PLAN

FOR	TOOELE SITE		CAD NO. MA301A	
SCALE 1"= 20'-0"	JOB NO		SAFETY-KLEEN DWG NO D-800-M-403	REV 9